



# Interim Report of Transphobic Incidents/Crime in the UK

We are grateful to the following organisations  
for helping to support us with funding



**Devon & Cornwall Police**  
Building Safer Communities Together

Email: [info@transfigurations.co.uk](mailto:info@transfigurations.co.uk)

Web: [www.transfigurations.co.uk](http://www.transfigurations.co.uk)

## Results for: Transphobic Hate Crime

Page: 1/16

### Introduction

This survey is about any transphobic incidents or transphobic crimes that you have ever been subjected to.

A hate incident is defined as:

A hate incident is any kind of negative behaviour that is perceived by the victim or anyone else to be based on prejudice or hate of any member belonging to a minority group such as race, heritage, religion or beliefs, disability, gender identity or sexual orientation.

A hate crime is defined as:

A hate crime is any hate incident, which constitutes a criminal offence.

The police have to take these incidents seriously and now many police forces in the UK have specialised diversity officers who are trained to work with minority communities to give them the respect and confidence that they deserve.

Besides reporting hate incidents or crimes to the police directly, you may, if you wish, also report via:

1. By telephoning 101 if you are no longer in danger **phone 999 for immediate assistance** if you feel threatened with violence in any way.
2. The True Victims website via this link <http://www.report-it.org.uk/home>
3. Stop Hate UK (please check if your area is signed up for this though) at <http://www.stophateuk.org/>
4. If you live in Devon or Cornwall via the link <https://services.devon-cornwall.police.uk/crimerreporting/> or check the website of your area's police force as they will have a similar reporting mechanism.

This survey is completely anonymous, but you may leave your name and email address at the end of the survey if you would like to ask me any questions. Any reports arising from this survey will be stripped of any personal details and will be completely anonymised.

\*1) Having read the above, do you agree to take part in this survey

	Response (%)	Responses
Yes	100.00	42
No	0.00	0
Answered Question		42
Skipped Question		0

Page: 2/16

### Gender Identity

An answer must be provided in order to proceed

\*2) How do you identify?

	Response (%)	Responses
Male	14.29	6
Female	21.43	9
Transman (or 2M transsexual)	2.38	1
Transwoman (or M2 transsexual)	23.81	10
Male (with trans history)	11.90	5
Female (with trans history)	14.29	6
Non-binary	2.38	1
Genderqueer	0.00	0
Bigender	0.00	0
Genderfluid	2.38	1
Agender	0.00	0
Transvestite/crossdresser	7.14	3
prefer not to answer this question (please note by doing so will end the survey)	0.00	0
Answered Question		42
Skipped Question		0

Page: 3/16

### Age Group

An answer must be provided in order to proceed

\*3) Which age group do you fall in?

		Response (%)	Responses
5 to 12 year o d		0.00	0
13 to 18 years o d		0.00	0
19 to 25 years o d		6.67	1
26 to 35 years o d		6.67	1
36 to 45 years o d		0.00	0
46 to 60 years o d		60.00	9
61 to 70 years o d		26.67	4
O der than 70 years o d		0.00	0
Prefer not to say		0.00	0
	Answered Quest on		15
	Sk pped Quest on		27

**Page: 4/16**

## Living Full Time or Part Time

An answer must be provided n order to proceed

\*4) Are you vng fu t me or part t me n your preferred gender ro e?

		Response (%)	Responses
u T me		73.81	31
Part T me		26.19	11
	Answered Quest on		42
	Sk pped Quest on		0

**Page: 5/16**

## Length of Time Living Full Time

An answer must be provided n order to proceed

\*5) How ong have you been vng a the t me (24/7) n your acquired gender ro e?

		Response (%)	Responses
Less than 1 year		3.23	1
1 to 2 years		6.45	2
2 to 3 years		9.68	3
3 to 4 years		6.45	2
4 to 5 years		0.00	0
5 to 10 years		16.13	5
11 to 20 years		0.00	0
21 to 30 years		0.00	0
Greater than 30 years		6.45	2
Prefer not to say		51.61	16
	Answered Quest on		31
	Sk pped Quest on		11

**Page: 6/16**

## Area of the country which you reside in







\*6)

		<b>Response (%)</b>	<b>Responses</b>
Scotland		7.14	3
Northern Ireland		0.00	0
Wales		11.90	5
North East		2.38	1
North West		11.90	5
Yorkshire and North Lincolnshire		4.76	2
East Midlands		7.14	3
West Midlands		7.14	3
Eastern		7.14	3
London and Greater London		2.38	1
South East		11.90	5
South West		26.19	11
Prefer not to say		0.00	0
Exit this survey		0.00	0
		Answered Question	42
		Skipped Question	0

\*7) Which is your nearest large city?

Responses (15)
nco n
Manchester / L verpoo
Ed nburgh
Southampton
Newport
Luton
exe ter
Le cester
Wo verhampton
Bangor
Manchester
Ed nburgh
Sheffe d
Ed nburgh
B rm ngham

\*8) Wou d you descr be where you are v ng now as:

		Response (%)	Responses
A c ty		30.95	13
A town		61.90	26
A v age		4.76	2
Rura		2.38	1
Prefer not to say		0.00	0
		Answered Quest on	42
		Sk pped Quest on	0



Page: 7/16

## Verbal or physical abuse

\*9) Have you ever been verba y abused? Ths wou d nc ude be ng aughed at, be ng jeered, sn de remarks about you or your appearance, nsu tng behav our etc.

		Response (%)	Responses
Yes		83.33	35
No		16.67	7
		Answered Quest on	42
		Sk pped Quest on	0

\*10) Have you ever been phys ca y abused?

		Response (%)	Responses
Yes		50.00	21
No		50.00	21
		Answered Quest on	42
		Sk pped Quest on	0

Page: 8/16

11) If you have ever been phys ca y abused, was t a sexua y mot vated attack (eg c oth ng removed, sexua y mo ested or raped)?

		Response (%)	Responses
Yes (c oth ng removed)		11.11	1
Yes (sexua y mo ested)		0.00	0

Yes (raped)		11.11	1
No (not sexual assault/physical violence)		77.78	7
		Answered Question	9
		Skipped Question	33

**Page: 9/16**

## Property or personal effects damage

12) Have you ever suffered damage to your home or any other personal effects as a result of transphobia?

		Response (%)	Responses
Damage/vandalism to home		15.38	4
Damage/vandalism to personal effects (eg car, motorcycle etc)		19.23	5
have never suffered damage of this type		65.38	17
		Answered Question	22
		Skipped Question	20

**Anything further that you would like to add:-**

Harassment from a neighbour

**Page: 10/16**

## Frequency

\*13) How often have you suffered from transphobic incidents or crimes (a rough estimate or accurate figure):

		Response (%)	Responses
Many times per day		0.00	0
Once per day		0.00	0
Once every other day		2.38	1
Once a week		4.76	2
Once every two weeks		9.52	4
Once a month		7.14	3
Six times per year		7.14	3
Four times a year		2.38	1
Twice a year		16.67	7
Once a year		4.76	2
Occasionally		33.33	14
Never		11.90	5
		Answered Question	42
		Skipped Question	0

**Any further information that you would like to add:-**

Last year over 600 times over 9 months by a twitter user which amounted to increased by abusive harassment

it happened many years ago (34 to be precise) and was domestic abuse

Beaten up once in Brighton and once in Blackpool

Only once

USED TO get young teenagers following me singing Man feel like a woman quite regularly was physically assaulted a couple of years ago when a Neanderthal wanted to prove to his friends how much of a man he was by exposing my chest scars

On facebook as on my face

Every few weeks by our neighbour

Name calling and offensive remarks when out in street in city centre at night going walking to a transgender/gay club with mixed group of TG and non TG females on 2 occasions and both by gangs of drunken youths

As go out most days and nights at least once a week

This was in the past soon after Trans on going Now rarely get any form of discrimination

## Reporting to the police

\*14) If you suffered any sort of transphobic incident or crime did you report it to the police?

		Response (%)	Responses
Yes		59.52	25
No		30.95	13
Prefer not to say (this will take you to the end of the survey)		0.00	0
Not applicable (this will take you to the end of the survey)		9.52	4
		Answered Question	42
		Skipped Question	0

## Reported to the police

An answer must be provided in order to proceed

\*15) When you reported the hate crime or incident to the police, how, in your eyes, did they deal with the incident?

		Response (%)	Responses
Excellent (85-100% positive)		12.00	3
Extremely fair (70-85% positive)		36.00	9
Quite fair (55-70% positive)		20.00	5
Slightly unfair (40-55% positive)		4.00	1
Moderately unfair (25-40% positive)		0.00	0
Extremely unfair (10-25% positive)		16.00	4
Disabca y (0-10% positive)		8.00	2
Prefer not to say		4.00	1
		Answered Question	25
		Skipped Question	17

### Anything that you might like to add, you may do so here:-

& my church minister who is a so a P & the police colleague chaplain both reported it. We were both ignored

In Brighton extremely fair in Barking moderate fair but they did not believe me they thought I had fallen down when drunk although both sides and back of my head and face were cut and bruised so must have fallen down a over my head and ribs they did not do anything about looking for mugger who stole my wallet

Too many complaints needed to be made but will keep on reporting encouraging others and working with the police when possible to help make change

They never do anything anyway I've had a couple of incidents ends being a total waste of time so don't bother any more even had hard copers of proof

In the last three years would say 60% fair the other times it was appalling and prior to three years ago 100% bad have two complaints in process at present with 7 officers and 2 sergeants involved

## If you did not report the incident or crime to the police

16) If you did NOT report it to the police, why did you decide not to? You may choose more than one answer.

		Response (%)	Responses
They never do anything anyway		10.00	2
I was worried that they might humiliate me further because of my transgender status		30.00	6
I was worried that I might be inadvertently outed to my family/neighbours/place of employment		15.00	3
I was worried that I might have to go to court		20.00	4
I was worried that I might be reported to			

was worried that it might be reported to the media (newspapers/televsion)		25.00	5
		Answered Question	13
		Skipped Question	29

Any other reason why you decided not to report it:-			
It was on my own and I had my own in the exchange(s) and it did not actually affect me			
I did not think of it at the time			
Too busy to start dealing with the police for something that was rather minor as a one-off incident			
I tried to ignore it but have used my LGBT Centre's crime reporting service on one occasion			
I felt it was my own fault for being a degenerate			
I was 14 years old			
I don't feel like that now			
I just feel less			

**Page: 14/16**

**Reporting now and in the future**

\*17) Looking back on how you were treated (or from what you know now), how likely is it that you would report a transphobic crime or incident to the police if something happened in the future

		Response (%)	Responses
would definitely report it		65.85	27
would probably report it		14.63	6
am undecided		4.88	2
would probably not report it		4.88	2
would definitely not report it		9.76	4
		Answered Question	41
		Skipped Question	1

**Page: 15/16**

\*18) You are now at the end of the survey, if you would like to leave your name and email address if you would like any further information I will contact you, otherwise thank you for completing this survey.

		Response (%)	Responses
Yes, I would like to leave my details, please contact me		12.20	5
No, I would prefer to remain completely anonymous thank you		87.80	36
		Answered Question	41
		Skipped Question	1

**No answers required.**

**Page: 16/16**

**Your contact details**

19) Your name:

Responses (5)



20) Your ema address:

**Responses (5)**

[Redacted]

[Redacted]

[Redacted]

[Redacted]

[Redacted]